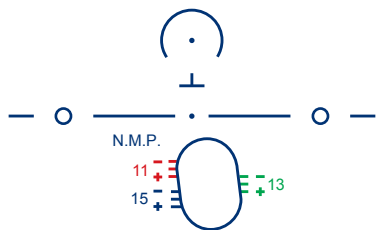
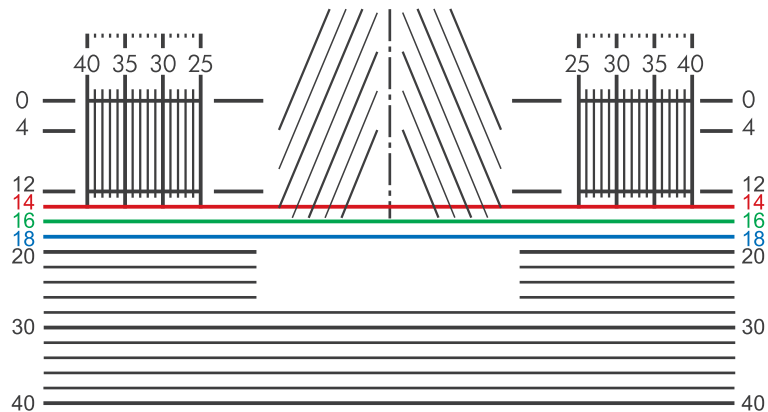


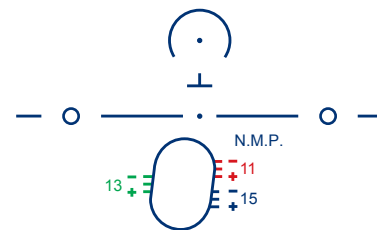
L



14mm, 16mm, 18mm minimum fitting heights CENTRATION CHART



R



NOTE: The near point will vary due to Natural Posture™ technology, which positions the add power specific to the needs of hyperopes or myopes.



This Chart To Be Used With:
Shamir **Spectrum+**





SPECTRUM+™

